

Station Information
Richmond, CA
Station ID: 9414863
 Data

Richmond, CA: [Data Inventory](#)
[Page Help](#)

Historic Tide Data

Tide Predictions

Current Data

Meteorological
Observations

Conductivity

PORTS

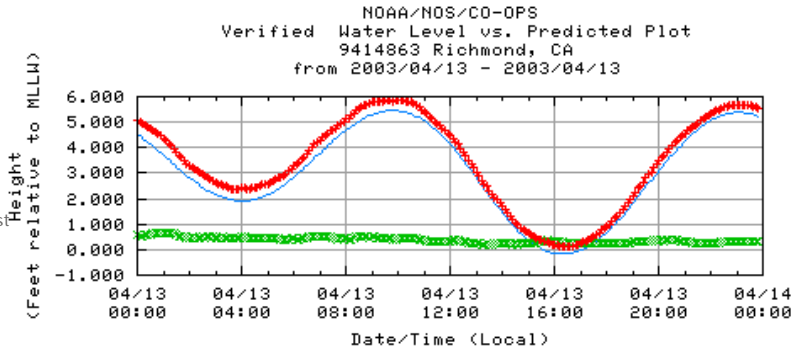
Operational Forecast
System

Bench Mark Sheets

Datums

Harmonic
Constituents

Sea Level Trends




[Click here for larger plot](#)

← [Retrieve data from 20030412 through 20030413](#)

[Retrieve data from 20030413 through 20030414](#) →

Begin Date:	End Date:	Interval:	Datum:	Data Units:	Time Zone:
Apr 13 2003	Apr 13 2003	Six minute WL	MLLW	<input checked="" type="radio"/> Local (LST/LDT) <input type="radio"/> Feet <input type="radio"/> Meters	<input type="radio"/> GMT <input type="radio"/> LST
<div style="display: flex; justify-content: space-around; margin-top: 10px;"> View Plot View Data Reset </div>					



Station Information **Richmond, CA**

Richmond, CA: [Data Inventory](#)

Station ID: 9414863

[Page Help](#)

Data

Historic Tide Data

Tide Predictions





Historic Tide Data

Current Data	Station	Date	Time	Pred 6	Vrfy 6
Meteo	9414863	20030413	00:00	4.52	5.08
Observed	9414863	20030413	00:06	4.46	4.99
Units:				Feet	Feet
Conductivity	MLLW	Local	100.000	100.000	
POR	Maximum:			5.45	5.88
	Minimum:			-0.17	0.11
Operational	9414863	20030413	00:00	4.52	5.08
System	9414863	20030413	00:06	4.46	4.99
Bench	9414863	20030413	00:12	4.38	4.93
Datum	9414863	20030413	00:18	4.31	4.88
Harmonic	9414863	20030413	00:24	4.23	4.80
Constituents	9414863	20030413	00:30	4.15	4.73
Sea Level Trends	9414863	20030413	00:36	4.06	4.68
	9414863	20030413	00:42	3.98	4.62
	9414863	20030413	00:48	3.89	4.55
	9414863	20030413	00:54	3.80	4.45
	9414863	20030413	01:00	3.71	4.35
	9414863	20030413	01:06	3.62	4.27
	9414863	20030413	01:12	3.53	4.17
	9414863	20030413	01:18	3.44	4.06
	9414863	20030413	01:24	3.35	3.97
	9414863	20030413	01:30	3.25	3.84
	9414863	20030413	01:36	3.17	3.70
	9414863	20030413	01:42	3.08	3.60
	9414863	20030413	01:48	2.99	3.49
	9414863	20030413	01:54	2.91	3.38
	9414863	20030413	02:00	2.82	3.29
	9414863	20030413	02:06	2.75	3.24
	9414863	20030413	02:12	2.67	3.13
	9414863	20030413	02:18	2.60	3.07
	9414863	20030413	02:24	2.52	3.00
	9414863	20030413	02:30	2.45	2.95
	9414863	20030413	02:36	2.39	2.87
	9414863	20030413	02:42	2.33	2.83
	9414863	20030413	02:48	2.27	2.77
	9414863	20030413	02:54	2.21	2.71
	9414863	20030413	03:00	2.17	2.62
	9414863	20030413	03:06	2.12	2.58
	9414863	20030413	03:12	2.08	2.55
	9414863	20030413	03:18	2.04	2.53
	9414863	20030413	03:24	2.01	2.49
	9414863	20030413	03:30	1.98	2.43
	9414863	20030413	03:36	1.96	2.40
	9414863	20030413	03:42	1.94	2.39
	9414863	20030413	03:48	1.93	2.38
	9414863	20030413	03:54	1.92	2.38
	9414863	20030413	04:00	1.91	2.44
	9414863	20030413	04:06	1.91	2.43
	9414863	20030413	04:12	1.92	2.40
	9414863	20030413	04:18	1.93	2.38
	9414863	20030413	04:24	1.95	2.42
	9414863	20030413	04:30	1.97	2.43
	9414863	20030413	04:36	1.99	2.45
	9414863	20030413	04:42	2.03	2.49
	9414863	20030413	04:48	2.06	2.54
	9414863	20030413	04:54	2.10	2.54

9414863	20030413	05:00	2.15	2.58
9414863	20030413	05:06	2.20	2.64
9414863	20030413	05:12	2.25	2.70
9414863	20030413	05:18	2.32	2.76
9414863	20030413	05:24	2.38	2.84
9414863	20030413	05:30	2.45	2.86
9414863	20030413	05:36	2.52	2.88
9414863	20030413	05:42	2.59	2.95
9414863	20030413	05:48	2.67	3.07
9414863	20030413	05:54	2.75	3.18
9414863	20030413	06:00	2.84	3.26
9414863	20030413	06:06	2.93	3.33
9414863	20030413	06:12	3.02	3.43
9414863	20030413	06:18	3.11	3.55
9414863	20030413	06:24	3.20	3.65
9414863	20030413	06:30	3.29	3.76
9414863	20030413	06:36	3.39	3.89
9414863	20030413	06:42	3.49	4.02
9414863	20030413	06:48	3.59	4.12
9414863	20030413	06:54	3.68	4.20
9414863	20030413	07:00	3.78	4.29
9414863	20030413	07:06	3.88	4.41
9414863	20030413	07:12	3.98	4.48
9414863	20030413	07:18	4.07	4.56
9414863	20030413	07:24	4.16	4.66
9414863	20030413	07:30	4.26	4.71
9414863	20030413	07:36	4.35	4.77
9414863	20030413	07:42	4.44	4.85
9414863	20030413	07:48	4.52	4.95
9414863	20030413	07:54	4.60	5.03
9414863	20030413	08:00	4.69	5.11
9414863	20030413	08:06	4.76	5.17
9414863	20030413	08:12	4.84	5.25
9414863	20030413	08:18	4.91	5.36
9414863	20030413	08:24	4.97	5.47
9414863	20030413	08:30	5.04	5.53
9414863	20030413	08:36	5.10	5.59
9414863	20030413	08:42	5.15	5.65
9414863	20030413	08:48	5.20	5.69
9414863	20030413	08:54	5.25	5.73
9414863	20030413	09:00	5.29	5.79
9414863	20030413	09:06	5.33	5.83
9414863	20030413	09:12	5.36	5.81
9414863	20030413	09:18	5.39	5.81
9414863	20030413	09:24	5.41	5.83
9414863	20030413	09:30	5.43	5.85
9414863	20030413	09:36	5.44	5.86
9414863	20030413	09:42	5.45	5.87
9414863	20030413	09:48	5.45	5.83
9414863	20030413	09:54	5.45	5.84
9414863	20030413	10:00	5.44	5.86
9414863	20030413	10:06	5.43	5.88
9414863	20030413	10:12	5.41	5.88
9414863	20030413	10:18	5.38	5.83
9414863	20030413	10:24	5.35	5.81
9414863	20030413	10:30	5.32	5.77
9414863	20030413	10:36	5.28	5.73
9414863	20030413	10:42	5.23	5.66
9414863	20030413	10:48	5.18	5.58
9414863	20030413	10:54	5.12	5.50
9414863	20030413	11:00	5.06	5.42
9414863	20030413	11:06	4.99	5.32
9414863	20030413	11:12	4.91	5.23
9414863	20030413	11:18	4.83	5.14
9414863	20030413	11:24	4.74	5.04
9414863	20030413	11:30	4.65	4.95
9414863	20030413	11:36	4.56	4.88
9414863	20030413	11:42	4.46	4.76
9414863	20030413	11:48	4.35	4.66
9414863	20030413	11:54	4.24	4.56
9414863	20030413	12:00	4.12	4.47

9414863	20030413	12:06	4.00	4.37
9414863	20030413	12:12	3.88	4.25
9414863	20030413	12:18	3.76	4.12
9414863	20030413	12:24	3.63	3.98
9414863	20030413	12:30	3.49	3.82
9414863	20030413	12:36	3.36	3.68
9414863	20030413	12:42	3.22	3.50
9414863	20030413	12:48	3.08	3.36
9414863	20030413	12:54	2.95	3.20
9414863	20030413	13:00	2.81	3.04
9414863	20030413	13:06	2.66	2.90
9414863	20030413	13:12	2.52	2.73
9414863	20030413	13:18	2.38	2.58
9414863	20030413	13:24	2.24	2.48
9414863	20030413	13:30	2.10	2.32
9414863	20030413	13:36	1.97	2.18
9414863	20030413	13:42	1.83	2.07
9414863	20030413	13:48	1.70	1.97
9414863	20030413	13:54	1.56	1.84
9414863	20030413	14:00	1.44	1.71
9414863	20030413	14:06	1.31	1.58
9414863	20030413	14:12	1.19	1.44
9414863	20030413	14:18	1.07	1.31
9414863	20030413	14:24	0.96	1.18
9414863	20030413	14:30	0.85	1.08
9414863	20030413	14:36	0.74	0.96
9414863	20030413	14:42	0.65	0.88
9414863	20030413	14:48	0.55	0.81
9414863	20030413	14:54	0.46	0.73
9414863	20030413	15:00	0.38	0.66
9414863	20030413	15:06	0.30	0.57
9414863	20030413	15:12	0.23	0.50
9414863	20030413	15:18	0.16	0.43
9414863	20030413	15:24	0.10	0.39
9414863	20030413	15:30	0.04	0.37
9414863	20030413	15:36	-0.01	0.34
9414863	20030413	15:42	-0.05	0.31
9414863	20030413	15:48	-0.09	0.26
9414863	20030413	15:54	-0.11	0.21
9414863	20030413	16:00	-0.14	0.19
9414863	20030413	16:06	-0.16	0.17
9414863	20030413	16:12	-0.17	0.14
9414863	20030413	16:18	-0.17	0.12
9414863	20030413	16:24	-0.17	0.11
9414863	20030413	16:30	-0.16	0.11
9414863	20030413	16:36	-0.15	0.13
9414863	20030413	16:42	-0.13	0.15
9414863	20030413	16:48	-0.10	0.17
9414863	20030413	16:54	-0.07	0.17
9414863	20030413	17:00	-0.03	0.23
9414863	20030413	17:06	0.02	0.29
9414863	20030413	17:12	0.07	0.34
9414863	20030413	17:18	0.13	0.38
9414863	20030413	17:24	0.19	0.46
9414863	20030413	17:30	0.26	0.54
9414863	20030413	17:36	0.33	0.60
9414863	20030413	17:42	0.42	0.67
9414863	20030413	17:48	0.50	0.76
9414863	20030413	17:54	0.59	0.83
9414863	20030413	18:00	0.68	0.91
9414863	20030413	18:06	0.78	1.01
9414863	20030413	18:12	0.89	1.12
9414863	20030413	18:18	0.99	1.22
9414863	20030413	18:24	1.10	1.34
9414863	20030413	18:30	1.21	1.47
9414863	20030413	18:36	1.33	1.59
9414863	20030413	18:42	1.45	1.72
9414863	20030413	18:48	1.57	1.85
9414863	20030413	18:54	1.70	1.98
9414863	20030413	19:00	1.82	2.11
9414863	20030413	19:06	1.95	2.24

9414863	20030413	19:12	2.08	2.41
9414863	20030413	19:18	2.21	2.53
9414863	20030413	19:24	2.34	2.66
9414863	20030413	19:30	2.47	2.81
9414863	20030413	19:36	2.60	2.94
9414863	20030413	19:42	2.73	3.06
9414863	20030413	19:48	2.85	3.22
9414863	20030413	19:54	2.98	3.34
9414863	20030413	20:00	3.11	3.46
9414863	20030413	20:06	3.23	3.59
9414863	20030413	20:12	3.36	3.71
9414863	20030413	20:18	3.48	3.84
9414863	20030413	20:24	3.60	3.98
9414863	20030413	20:30	3.71	4.09
9414863	20030413	20:36	3.83	4.20
9414863	20030413	20:42	3.94	4.30
9414863	20030413	20:48	4.05	4.39
9414863	20030413	20:54	4.15	4.48
9414863	20030413	21:00	4.26	4.58
9414863	20030413	21:06	4.35	4.67
9414863	20030413	21:12	4.45	4.74
9414863	20030413	21:18	4.54	4.82
9414863	20030413	21:24	4.63	4.89
9414863	20030413	21:30	4.71	4.95
9414863	20030413	21:36	4.79	5.05
9414863	20030413	21:42	4.86	5.13
9414863	20030413	21:48	4.93	5.20
9414863	20030413	21:54	5.00	5.27
9414863	20030413	22:00	5.06	5.32
9414863	20030413	22:06	5.11	5.39
9414863	20030413	22:12	5.17	5.44
9414863	20030413	22:18	5.21	5.49
9414863	20030413	22:24	5.25	5.54
9414863	20030413	22:30	5.29	5.59
9414863	20030413	22:36	5.32	5.62
9414863	20030413	22:42	5.34	5.64
9414863	20030413	22:48	5.36	5.65
9414863	20030413	22:54	5.38	5.67
9414863	20030413	23:00	5.38	5.67
9414863	20030413	23:06	5.39	5.68
9414863	20030413	23:12	5.38	5.68
9414863	20030413	23:18	5.37	5.67
9414863	20030413	23:24	5.35	5.64
9414863	20030413	23:30	5.33	5.64
9414863	20030413	23:36	5.31	5.63
9414863	20030413	23:42	5.27	5.61
9414863	20030413	23:48	5.23	5.56

Begin Date: Apr 13 2003 
End Date: Apr 13 2003 
Interval: Six minute WL 
Datum: MLLW 
Data Units: Feet (LST/LDT) Meters LST
 Time Zone: Local (LST/LDT) GMT LST