



Station Information
Richmond, CA

Richmond, CA: [Data Inventory](#)

Station ID: 9414863
 Data

[Page Help](#)

Tide Data

Tide Predictions

Current Data

Center for Operational Oceanographic Products and Services Data Disclaimer

These raw data have not been subjected to the National Ocean Service's quality control or quality assurance procedures and do not meet the criteria and standards of official National Ocean Service data. They are released for limited public use as preliminary data to be used only with appropriate caution.

PORTS

[Click HERE for printable listing](#)

Operational Forecast System

Bench Mark Sheets

Tide Data

Date	Station	Date	Time	Pred 6	N1	Data
Harmonics	DCP#:			1		1
Constituents	Units:			Feet		Feet
Sea Data	Units	MLLW	Local	100.00		100.00
	Maximum:			6.74		16.41
	Minimum:			-1.66		0.18




9414863	20060527	00:00		6.74		8.63
9414863	20060527	00:06		6.72		8.61
9414863	20060527	00:12		6.69		8.58
9414863	20060527	00:18		6.65		8.55
9414863	20060527	00:24		6.61		8.53
9414863	20060527	00:30		6.56		8.48
9414863	20060527	00:36		6.51		8.44
9414863	20060527	00:42		6.44		8.38
9414863	20060527	00:48		6.37		8.30
9414863	20060527	00:54		6.30		8.21
9414863	20060527	01:00		6.22		8.12
9414863	20060527	01:06		6.13		8.01
9414863	20060527	01:12		6.03		7.89
9414863	20060527	01:18		5.93		7.78
9414863	20060527	01:24		5.82		7.67
9414863	20060527	01:30		5.70		7.55
9414863	20060527	01:36		5.58		7.44
9414863	20060527	01:42		5.45		7.28
9414863	20060527	01:48		5.31		7.13
9414863	20060527	01:54		5.17		6.98
9414863	20060527	02:00		5.02		6.82
9414863	20060527	02:06		4.87		6.69
9414863	20060527	02:12		4.71		6.54
9414863	20060527	02:18		4.55		6.38
9414863	20060527	02:24		4.39		6.19
9414863	20060527	02:30		4.21		6.02
9414863	20060527	02:36		4.04		5.83
9414863	20060527	02:42		3.86		5.60
9414863	20060527	02:48		3.68		5.44
9414863	20060527	02:54		3.49		5.23
9414863	20060527	03:00		3.31		5.03
9414863	20060527	03:06		3.12		4.87
9414863	20060527	03:12		2.93		4.68
9414863	20060527	03:18		2.74		4.46

9414863	20060527	03:24	2.55	4.30
9414863	20060527	03:30	2.36	4.12
9414863	20060527	03:36	2.16	3.94
9414863	20060527	03:42	1.97	3.78
9414863	20060527	03:48	1.78	3.60
9414863	20060527	03:54	1.60	3.42
9414863	20060527	04:00	1.41	3.25
9414863	20060527	04:06	1.23	3.10
9414863	20060527	04:12	1.05	2.96
9414863	20060527	04:18	0.87	2.80
9414863	20060527	04:24	0.70	2.65
9414863	20060527	04:30	0.53	2.51
9414863	20060527	04:36	0.37	2.36
9414863	20060527	04:42	0.21	2.19
9414863	20060527	04:48	0.05	2.09
9414863	20060527	04:54	-0.10	1.96
9414863	20060527	05:00	-0.24	1.83
9414863	20060527	05:06	-0.38	1.70
9414863	20060527	05:12	-0.51	1.64
9414863	20060527	05:18	-0.63	1.53
9414863	20060527	05:24	-0.75	1.42
9414863	20060527	05:30	-0.87	1.36
9414863	20060527	05:36	-0.97	1.29
9414863	20060527	05:42	-1.07	1.21
9414863	20060527	05:48	-1.16	1.14
9414863	20060527	05:54	-1.24	1.09
9414863	20060527	06:00	-1.32	1.01
9414863	20060527	06:06	-1.39	0.94
9414863	20060527	06:12	-1.45	0.85
9414863	20060527	06:18	-1.50	0.77
9414863	20060527	06:24	-1.55	0.71
9414863	20060527	06:30	-1.59	0.62
9414863	20060527	06:36	-1.62	0.53
9414863	20060527	06:42	-1.64	0.47
9414863	20060527	06:48	-1.66	0.43
9414863	20060527	06:54	-1.66	0.35
9414863	20060527	07:00	-1.66	0.29
9414863	20060527	07:06	-1.66	0.27
9414863	20060527	07:12	-1.64	0.26
9414863	20060527	07:18	-1.62	0.21
9414863	20060527	07:24	-1.59	0.18
9414863	20060527	07:30	-1.55	0.21
9414863	20060527	07:36	-1.51	0.28
9414863	20060527	07:42	-1.45	0.31
9414863	20060527	07:48	-1.39	0.32
9414863	20060527	07:54	-1.33	0.36
9414863	20060527	08:00	-1.26	0.41
9414863	20060527	08:06	-1.18	0.43
9414863	20060527	08:12	-1.10	0.49
9414863	20060527	08:18	-1.01	0.59
9414863	20060527	08:24	-0.92	0.64
9414863	20060527	08:30	-0.81	0.66
9414863	20060527	08:36	-0.71	0.72
9414863	20060527	08:42	-0.60	0.80
9414863	20060527	08:48	-0.49	0.88
9414863	20060527	08:54	-0.37	0.98
9414863	20060527	09:00	-0.25	1.12
9414863	20060527	09:06	-0.12	1.22
9414863	20060527	09:12	0.00	1.34
9414863	20060527	09:18	0.13	1.47
9414863	20060527	09:24	0.26	1.58
9414863	20060527	09:30	0.40	1.72
9414863	20060527	09:36	0.53	1.87
9414863	20060527	09:42	0.67	2.02
9414863	20060527	09:48	0.81	2.13
9414863	20060527	09:54	0.94	2.25
9414863	20060527	10:00	1.09	2.39

9414863	20060527	10:06	1.22	2.51
9414863	20060527	10:12	1.36	2.61
9414863	20060527	10:18	1.50	2.72
9414863	20060527	10:24	1.64	2.82
9414863	20060527	10:30	1.78	2.96
9414863	20060527	10:36	1.92	3.05
9414863	20060527	10:42	2.05	3.14
9414863	20060527	10:48	2.19	3.25
9414863	20060527	10:54	2.32	3.32
9414863	20060527	11:00	2.45	3.44
9414863	20060527	11:06	2.58	3.52
9414863	20060527	11:12	2.71	3.60
9414863	20060527	11:18	2.83	3.68
9414863	20060527	11:24	2.96	3.75
9414863	20060527	11:30	3.07	3.80
9414863	20060527	11:36	3.19	3.89
9414863	20060527	11:42	3.31	4.00
9414863	20060527	11:48	3.42	4.07
9414863	20060527	11:54	3.53	4.15
9414863	20060527	12:00	3.63	4.27
9414863	20060527	12:06	3.73	4.36
9414863	20060527	12:12	3.83	4.44
9414863	20060527	12:18	3.92	4.58
9414863	20060527	12:24	4.01	4.67
9414863	20060527	12:30	4.10	4.73
9414863	20060527	12:36	4.18	4.82
9414863	20060527	12:42	4.26	4.88
9414863	20060527	12:48	4.33	4.92
9414863	20060527	12:54	4.40	5.04
9414863	20060527	13:00	4.46	5.12
9414863	20060527	13:06	4.52	5.15
9414863	20060527	13:12	4.57	5.21
9414863	20060527	13:18	4.62	5.24
9414863	20060527	13:24	4.67	5.29
9414863	20060527	13:30	4.70	5.34
9414863	20060527	13:36	4.73	5.38
9414863	20060527	13:42	4.76	5.45
9414863	20060527	13:48	4.78	5.47
9414863	20060527	13:54	4.80	5.50
9414863	20060527	14:00	4.81	5.52
9414863	20060527	14:06	4.81	5.54
9414863	20060527	14:12	4.81	5.54
9414863	20060527	14:18	4.80	5.53
9414863	20060527	14:24	4.79	5.51
9414863	20060527	14:30	4.77	5.46
9414863	20060527	14:36	4.75	5.47
9414863	20060527	14:42	4.72	5.42
9414863	20060527	14:48	4.69	5.35
9414863	20060527	14:54	4.65	5.32
9414863	20060527	15:00	4.61	5.26
9414863	20060527	15:06	4.57	5.16
9414863	20060527	15:12	4.52	5.13
9414863	20060527	15:18	4.47	5.13
9414863	20060527	15:24	4.41	5.06
9414863	20060527	15:30	4.35	4.99
9414863	20060527	15:36	4.29	4.97
9414863	20060527	15:42	4.23	4.91
9414863	20060527	15:48	4.16	4.88
9414863	20060527	15:54	4.09	4.84
9414863	20060527	16:00	4.03	4.79
9414863	20060527	16:06	3.96	4.71
9414863	20060527	16:12	3.89	4.64
9414863	20060527	16:18	3.82	4.61
9414863	20060527	16:24	3.75	4.53
9414863	20060527	16:30	3.68	4.46
9414863	20060527	16:36	3.61	4.41
9414863	20060527	16:42	3.54	4.33

9414863	20060527	16:48	3.48	4.23
9414863	20060527	16:54	3.42	4.18
9414863	20060527	17:00	3.36	4.15
9414863	20060527	17:06	3.30	3.68
9414863	20060527	17:12	3.24	3.66
9414863	20060527	17:18	3.19	16.41
9414863	20060527	17:24	3.14	5.15
9414863	20060527	17:30	3.09	4.01
9414863	20060527	17:36	3.04	3.68
9414863	20060527	17:42	3.01	3.66
9414863	20060527	17:48	2.97	9.61
9414863	20060527	17:54	2.94	4.72
9414863	20060527	18:00	2.91	3.73
9414863	20060527	18:06	2.89	3.73
9414863	20060527	18:12	2.87	3.72
9414863	20060527	18:18	2.85	3.70
9414863	20060527	18:24	2.84	3.70
9414863	20060527	18:30	2.84	3.68
9414863	20060527	18:36	2.84	3.68
9414863	20060527	18:42	2.84	3.73
9414863	20060527	18:48	2.85	3.74
9414863	20060527	18:54	2.87	3.78
9414863	20060527	19:00	2.89	3.80
9414863	20060527	19:06	2.91	3.82
9414863	20060527	19:12	2.94	3.85
9414863	20060527	19:18	2.98	3.93
9414863	20060527	19:24	3.02	4.01
9414863	20060527	19:30	3.06	4.08
9414863	20060527	19:36	3.11	4.17
9414863	20060527	19:42	3.16	4.23
9414863	20060527	19:48	3.22	4.27
9414863	20060527	19:54	3.28	4.36
9414863	20060527	20:00	3.35	4.44
9414863	20060527	20:06	3.43	4.57
9414863	20060527	20:12	3.50	4.69
9414863	20060527	20:18	3.58	4.83
9414863	20060527	20:24	3.66	4.95
9414863	20060527	20:30	3.75	5.07
9414863	20060527	20:36	3.84	5.22
9414863	20060527	20:42	3.93	5.33
9414863	20060527	20:48	4.03	5.47
9414863	20060527	20:54	4.12	5.63
9414863	20060527	21:00	4.22	5.77
9414863	20060527	21:06	4.32	5.89
9414863	20060527	21:12	4.43	6.02
9414863	20060527	21:18	4.53	6.15
9414863	20060527	21:24	4.64	6.25
9414863	20060527	21:30	4.74	6.40
9414863	20060527	21:36	4.85	6.51
9414863	20060527	21:42	4.95	6.57
9414863	20060527	21:48	5.06	6.71
9414863	20060527	21:54	5.16	6.83
9414863	20060527	22:00	5.26	6.93
9414863	20060527	22:06	5.36	7.04
9414863	20060527	22:12	5.46	7.17
9414863	20060527	22:18	5.56	7.27
9414863	20060527	22:24	5.65	7.40
9414863	20060527	22:30	5.74	7.51
9414863	20060527	22:36	5.83	7.60
9414863	20060527	22:42	5.91	7.70
9414863	20060527	22:48	5.99	7.80
9414863	20060527	22:54	6.07	7.87
9414863	20060527	23:00	6.15	7.92
9414863	20060527	23:06	6.21	7.99
9414863	20060527	23:12	6.28	8.05
9414863	20060527	23:18	6.34	8.11
9414863	20060527	23:24	6.39	8.15

9414863	20060527	23:30	6.44	8.21
9414863	20060527	23:36	6.49	8.22
9414863	20060527	23:42	6.53	8.28
9414863	20060527	23:48	6.56	8.36

Begin Date: May 27 2006  | **End Date:** May 27 2006  | **Datum:** MLLW  | **Data Units:** Feet Meters | **Time Zone:** Local (LST/LDT) GMT LST