

Station Information
Richmond, CA
Station ID: 9414863
 Data

Richmond, CA: [Data Inventory](#)
[Page Help](#)

Historic Tide Data

Tide Predictions

Current Data

Meteorological
Observations

Conductivity

PORTS

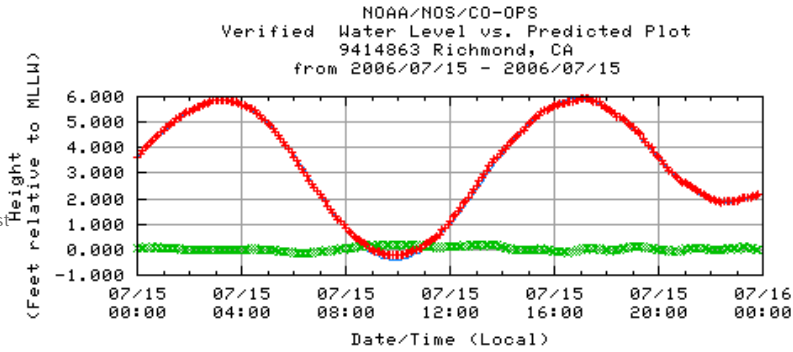
Operational Forecast
System

Bench Mark Sheets

Datums

Harmonic
Constituents

Sea Level Trends



[Click here for larger plot](#)

— Predicted WL
+ Observed WL
x (Obs-Pred)

[Retrieve data from 20060714 through 20060715](#)

[Retrieve data from 20060715 through 20060716](#)

Begin Date:

Jul 15 2006

End Date:

Jul 15 2006

Interval:

Six minute WL

Datum:

MLLW

Data Units:

Feet
 Meters

Time Zone:

Local (LST/LDT)
 GMT
 LST



Station Information **Richmond, CA**

Richmond, CA: [Data Inventory](#)

Station ID: 9414863

[Page Help](#)

Data

Historic Tide Data

Tide Predictions





Historic Tide Data

Current Data	Station	Date	Time	Pred 6	Vrfy 6
Meteo	9414863	20060715	00:00	3.62	3.65
Observed	9414863	20060715	00:06	3.72	3.76
Units:				Feet	Feet
Conductivity	MLLW	Local	100.000	100.000	
POR	Maximum:			5.92	5.94
	Minimum:			-0.40	-0.23
Operational	9414863	20060715	00:00	3.62	3.65
System	9414863	20060715	00:06	3.72	3.76
Bench	9414863	20060715	00:12	3.82	3.89
Datum	9414863	20060715	00:18	3.92	4.01
Harmonic	9414863	20060715	00:24	4.02	4.10
Constituents	9414863	20060715	00:30	4.12	4.20
Sea Level Trends	9414863	20060715	00:36	4.22	4.31
	9414863	20060715	00:42	4.32	4.40
	9414863	20060715	00:48	4.42	4.51
	9414863	20060715	00:54	4.51	4.59
	9414863	20060715	01:00	4.61	4.69
	9414863	20060715	01:06	4.71	4.79
	9414863	20060715	01:12	4.80	4.86
	9414863	20060715	01:18	4.89	4.96
	9414863	20060715	01:24	4.98	5.01
	9414863	20060715	01:30	5.07	5.11
	9414863	20060715	01:36	5.15	5.19
	9414863	20060715	01:42	5.23	5.23
	9414863	20060715	01:48	5.30	5.31
	9414863	20060715	01:54	5.37	5.38
	9414863	20060715	02:00	5.44	5.41
	9414863	20060715	02:06	5.50	5.46
	9414863	20060715	02:12	5.56	5.55
	9414863	20060715	02:18	5.61	5.59
	9414863	20060715	02:24	5.66	5.62
	9414863	20060715	02:30	5.71	5.69
	9414863	20060715	02:36	5.74	5.76
	9414863	20060715	02:42	5.78	5.76
	9414863	20060715	02:48	5.81	5.81
	9414863	20060715	02:54	5.83	5.85
	9414863	20060715	03:00	5.85	5.87
	9414863	20060715	03:06	5.86	5.87
	9414863	20060715	03:12	5.87	5.86
	9414863	20060715	03:18	5.87	5.87
	9414863	20060715	03:24	5.86	5.86
	9414863	20060715	03:30	5.85	5.84
	9414863	20060715	03:36	5.83	5.83
	9414863	20060715	03:42	5.81	5.81
	9414863	20060715	03:48	5.78	5.78
	9414863	20060715	03:54	5.75	5.73
	9414863	20060715	04:00	5.71	5.70
	9414863	20060715	04:06	5.66	5.67
	9414863	20060715	04:12	5.61	5.61
	9414863	20060715	04:18	5.55	5.56
	9414863	20060715	04:24	5.49	5.52
	9414863	20060715	04:30	5.42	5.48
	9414863	20060715	04:36	5.34	5.35
	9414863	20060715	04:42	5.26	5.25
	9414863	20060715	04:48	5.17	5.15
	9414863	20060715	04:54	5.08	5.05

9414863	20060715	05:00	4.98	4.94
9414863	20060715	05:06	4.88	4.85
9414863	20060715	05:12	4.77	4.77
9414863	20060715	05:18	4.66	4.63
9414863	20060715	05:24	4.54	4.48
9414863	20060715	05:30	4.42	4.35
9414863	20060715	05:36	4.29	4.22
9414863	20060715	05:42	4.16	4.06
9414863	20060715	05:48	4.03	3.93
9414863	20060715	05:54	3.89	3.80
9414863	20060715	06:00	3.74	3.63
9414863	20060715	06:06	3.60	3.47
9414863	20060715	06:12	3.45	3.32
9414863	20060715	06:18	3.30	3.18
9414863	20060715	06:24	3.15	3.03
9414863	20060715	06:30	3.00	2.87
9414863	20060715	06:36	2.84	2.73
9414863	20060715	06:42	2.69	2.58
9414863	20060715	06:48	2.53	2.44
9414863	20060715	06:54	2.38	2.28
9414863	20060715	07:00	2.22	2.14
9414863	20060715	07:06	2.07	2.01
9414863	20060715	07:12	1.92	1.89
9414863	20060715	07:18	1.77	1.71
9414863	20060715	07:24	1.62	1.57
9414863	20060715	07:30	1.48	1.44
9414863	20060715	07:36	1.34	1.32
9414863	20060715	07:42	1.20	1.20
9414863	20060715	07:48	1.06	1.10
9414863	20060715	07:54	0.94	0.96
9414863	20060715	08:00	0.81	0.84
9414863	20060715	08:06	0.69	0.73
9414863	20060715	08:12	0.57	0.64
9414863	20060715	08:18	0.47	0.55
9414863	20060715	08:24	0.36	0.48
9414863	20060715	08:30	0.26	0.40
9414863	20060715	08:36	0.17	0.31
9414863	20060715	08:42	0.09	0.25
9414863	20060715	08:48	0.01	0.18
9414863	20060715	08:54	-0.06	0.08
9414863	20060715	09:00	-0.13	0.01
9414863	20060715	09:06	-0.19	-0.06
9414863	20060715	09:12	-0.24	-0.08
9414863	20060715	09:18	-0.28	-0.10
9414863	20060715	09:24	-0.32	-0.15
9414863	20060715	09:30	-0.35	-0.21
9414863	20060715	09:36	-0.37	-0.21
9414863	20060715	09:42	-0.39	-0.20
9414863	20060715	09:48	-0.40	-0.23
9414863	20060715	09:54	-0.40	-0.22
9414863	20060715	10:00	-0.40	-0.22
9414863	20060715	10:06	-0.38	-0.22
9414863	20060715	10:12	-0.37	-0.22
9414863	20060715	10:18	-0.34	-0.16
9414863	20060715	10:24	-0.31	-0.11
9414863	20060715	10:30	-0.27	-0.08
9414863	20060715	10:36	-0.22	-0.04
9414863	20060715	10:42	-0.17	0.02
9414863	20060715	10:48	-0.11	0.06
9414863	20060715	10:54	-0.05	0.08
9414863	20060715	11:00	0.02	0.16
9414863	20060715	11:06	0.10	0.23
9414863	20060715	11:12	0.18	0.30
9414863	20060715	11:18	0.26	0.37
9414863	20060715	11:24	0.35	0.47
9414863	20060715	11:30	0.45	0.52
9414863	20060715	11:36	0.55	0.61
9414863	20060715	11:42	0.66	0.76
9414863	20060715	11:48	0.77	0.88
9414863	20060715	11:54	0.89	0.99
9414863	20060715	12:00	1.01	1.12

9414863	20060715	12:06	1.13	1.28
9414863	20060715	12:12	1.26	1.38
9414863	20060715	12:18	1.39	1.51
9414863	20060715	12:24	1.52	1.64
9414863	20060715	12:30	1.65	1.81
9414863	20060715	12:36	1.79	1.93
9414863	20060715	12:42	1.93	2.07
9414863	20060715	12:48	2.07	2.23
9414863	20060715	12:54	2.21	2.39
9414863	20060715	13:00	2.36	2.53
9414863	20060715	13:06	2.50	2.69
9414863	20060715	13:12	2.64	2.82
9414863	20060715	13:18	2.79	2.93
9414863	20060715	13:24	2.93	3.09
9414863	20060715	13:30	3.07	3.26
9414863	20060715	13:36	3.22	3.40
9414863	20060715	13:42	3.36	3.54
9414863	20060715	13:48	3.49	3.65
9414863	20060715	13:54	3.63	3.75
9414863	20060715	14:00	3.77	3.88
9414863	20060715	14:06	3.90	3.97
9414863	20060715	14:12	4.03	4.08
9414863	20060715	14:18	4.15	4.19
9414863	20060715	14:24	4.28	4.30
9414863	20060715	14:30	4.40	4.39
9414863	20060715	14:36	4.51	4.49
9414863	20060715	14:42	4.63	4.59
9414863	20060715	14:48	4.74	4.70
9414863	20060715	14:54	4.84	4.82
9414863	20060715	15:00	4.94	4.92
9414863	20060715	15:06	5.04	5.03
9414863	20060715	15:12	5.13	5.13
9414863	20060715	15:18	5.22	5.18
9414863	20060715	15:24	5.30	5.30
9414863	20060715	15:30	5.38	5.41
9414863	20060715	15:36	5.45	5.46
9414863	20060715	15:42	5.52	5.50
9414863	20060715	15:48	5.58	5.57
9414863	20060715	15:54	5.64	5.59
9414863	20060715	16:00	5.70	5.64
9414863	20060715	16:06	5.74	5.68
9414863	20060715	16:12	5.78	5.71
9414863	20060715	16:18	5.82	5.73
9414863	20060715	16:24	5.85	5.75
9414863	20060715	16:30	5.88	5.77
9414863	20060715	16:36	5.90	5.80
9414863	20060715	16:42	5.91	5.83
9414863	20060715	16:48	5.92	5.86
9414863	20060715	16:54	5.92	5.88
9414863	20060715	17:00	5.92	5.91
9414863	20060715	17:06	5.91	5.94
9414863	20060715	17:12	5.89	5.92
9414863	20060715	17:18	5.87	5.92
9414863	20060715	17:24	5.84	5.87
9414863	20060715	17:30	5.81	5.83
9414863	20060715	17:36	5.77	5.82
9414863	20060715	17:42	5.73	5.77
9414863	20060715	17:48	5.68	5.70
9414863	20060715	17:54	5.62	5.63
9414863	20060715	18:00	5.56	5.53
9414863	20060715	18:06	5.50	5.45
9414863	20060715	18:12	5.42	5.38
9414863	20060715	18:18	5.35	5.32
9414863	20060715	18:24	5.27	5.23
9414863	20060715	18:30	5.18	5.19
9414863	20060715	18:36	5.09	5.14
9414863	20060715	18:42	5.00	5.05
9414863	20060715	18:48	4.90	4.96
9414863	20060715	18:54	4.80	4.91
9414863	20060715	19:00	4.70	4.81
9414863	20060715	19:06	4.59	4.71

9414863	20060715	19:12	4.49	4.61
9414863	20060715	19:18	4.38	4.52
9414863	20060715	19:24	4.27	4.37
9414863	20060715	19:30	4.15	4.22
9414863	20060715	19:36	4.04	4.11
9414863	20060715	19:42	3.93	3.99
9414863	20060715	19:48	3.82	3.85
9414863	20060715	19:54	3.70	3.72
9414863	20060715	20:00	3.60	3.61
9414863	20060715	20:06	3.48	3.49
9414863	20060715	20:12	3.38	3.36
9414863	20060715	20:18	3.27	3.24
9414863	20060715	20:24	3.17	3.11
9414863	20060715	20:30	3.06	3.00
9414863	20060715	20:36	2.96	2.92
9414863	20060715	20:42	2.87	2.81
9414863	20060715	20:48	2.78	2.70
9414863	20060715	20:54	2.69	2.65
9414863	20060715	21:00	2.60	2.64
9414863	20060715	21:06	2.52	2.54
9414863	20060715	21:12	2.44	2.50
9414863	20060715	21:18	2.37	2.45
9414863	20060715	21:24	2.30	2.37
9414863	20060715	21:30	2.24	2.27
9414863	20060715	21:36	2.18	2.22
9414863	20060715	21:42	2.13	2.18
9414863	20060715	21:48	2.08	2.11
9414863	20060715	21:54	2.03	2.05
9414863	20060715	22:00	1.99	2.00
9414863	20060715	22:06	1.96	1.95
9414863	20060715	22:12	1.93	1.91
9414863	20060715	22:18	1.91	1.88
9414863	20060715	22:24	1.89	1.86
9414863	20060715	22:30	1.88	1.90
9414863	20060715	22:36	1.87	1.92
9414863	20060715	22:42	1.87	1.92
9414863	20060715	22:48	1.87	1.92
9414863	20060715	22:54	1.88	1.93
9414863	20060715	23:00	1.89	1.91
9414863	20060715	23:06	1.91	1.97
9414863	20060715	23:12	1.93	2.04
9414863	20060715	23:18	1.96	2.07
9414863	20060715	23:24	1.99	2.06
9414863	20060715	23:30	2.03	2.06
9414863	20060715	23:36	2.07	2.10
9414863	20060715	23:42	2.12	2.13
9414863	20060715	23:48	2.17	2.18

Begin Date: Jul 15 2006 
End Date: Jul 15 2006 
Interval: Six minute WL 
Datum: MLLW 
Data Units: Feet (LST/LDT) Meters LST
 Time Zone: Local (LST/LDT) GMT LST